

Space Dome Camera

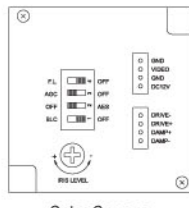
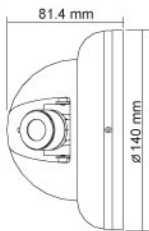


Features

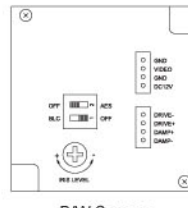
- Sony Super HAD CCD sensor
- Built-in Vari-Focal Lens / Board Lens
- DC or DC/AC Dual voltage



Dome Camera



Color Camera



B/W Camera

Option :



RYK-8719-3
L Type Bracket

Model No.	RYK-2G49VF3(VF9)	RYK-2G85VF3(VF9)	RYK-3G41VF4(VF9)	RYK-3G43VF4(VF9)
	RYK-2G49	RYK-2G85	RYK-3G41	RYK-3G43
Image Device	1/3" Color Sony Super HAD	1/3" Color Sony Super HAD (Hi-Res.)	1/3" B/W Sony Super HAD	1/3" B/W Sony Super HAD (Hi-Res.)
Picture Elements	NTSC:510x492, PAL:500x582	NTSC:768x494, PAL:752x582	EIA:510x492, CCIR:500x582	EIA:768x494, CCIR:752x582
Resolution	380 TVL	470 TVL	420 TVL	600 TVL
Min. Illumination	0.2 Lux / F2.0	0.3 Lux / F2.0	0.1 Lux / F2.0	0.2 Lux / F2.0
S/N Ratio	More than 48dB			
Electronic Shutter	NTSC: 1/60~1/100,000, PAL: 1/50~1/110,000		EIA: 1/60~1/100,000, CCIR: 1/50~1/110,000	
Flickerless Mode	On / Off (for VF3, VF4, VF9 model)		—	
Gamma	0.45			
Iris Control	DC Drive (for VF3, VF4, VF9 model)			
Lens Furnished	VF3 model : Vari-Focal 3.7~12mm / F1.6~3.0, Wide: 71.6°x55.8°, Tele: 23.8°x17.9° (HxV) VF4 model : Vari-Focal 4.0~9mm / F1.5~360, 87.0°~42.0° VF9 model : Vari-Focal 9.0~22mm / F2.0~360, Wide:29.2°x21.7°, Tele: 13.0°x9.7° (HxV) Other model : Board Lens 3.6mm / F2.0 (option:2.5/4.3/6/8/12/16mm)			
White Balance	Auto		—	
Gain Control	High / Low (for VF3, VF4, VF9 model) Auto (for other model)		Auto	
Back Light Comp.	On / Off			
Video Output	1 Vp-p / 75 Ohms			
Power Supply	DC12V±10%, (option: DC12V / AC24V Dual)			
Power Consumption	150mA max.	200mA max.	120mA max.	130mA max.
Operating Temp.	-10°C ~ 50°C			